


Instructions:

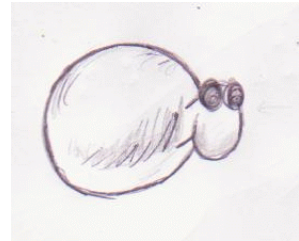
Print both wheels on cardstock. Cut out the wheels, and cut out the window on the top circle. Paste the life-cycle pictures onto the bottom circle. Attach the circles to your lapbook with a brad fastener.



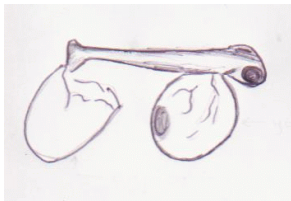
1. Egg. Blood vessels are visible




2. Eye is visible




3. Fish begins to emerge



4. Fish has emerged. Yolk sac is still attached



5. Hatchling grows a little daily.



6. The adult is ready to breed.