



Under Construction

(Review A-M)

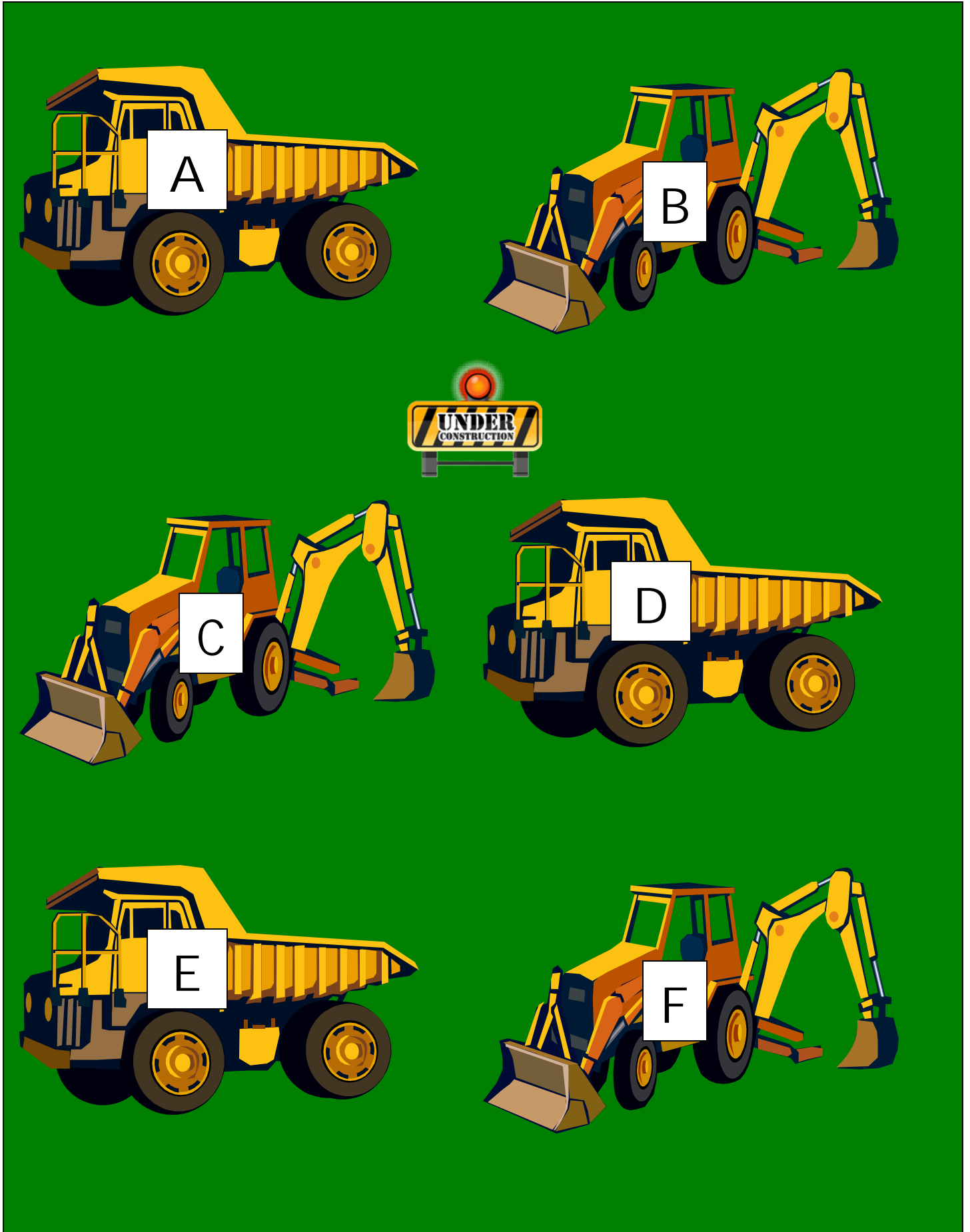







Tab Label

Under Construction (Review A-M)














Poem for Front (bottom)

Backhoe, backhoe
Mighty yellow backhoe
You dig and dump.
Mighty big backhoe.





Game Pieces



Folder

1. Cut and glue game label to front of folder (pg. 1)
2. Cut and glue tab label on folder tab (pg. 1)
Cut and glue poem to front bottom of folder.
3. Cut and glue page 2 to inside of left folder and page 3 to inside of right folder
5. Laminate entire folder or cover in clear contact paper.

Game Pieces

1. Cut out and laminate game pieces. Also may cover in clear contact paper or use card stock.
2. Place Velcro dots on back of each game piece and Velcro dots on each backhoe/dump truck.
Tip: Wal-Mart sells clear Velcro dots in sewing area that do not compromise the picture.