


OHIO



STATE BIRD

REMOVE THIS AREA (Cut away so you have just a tab left)



STATE FLOWER

REMOVE THIS AREA



Assembly Directions:

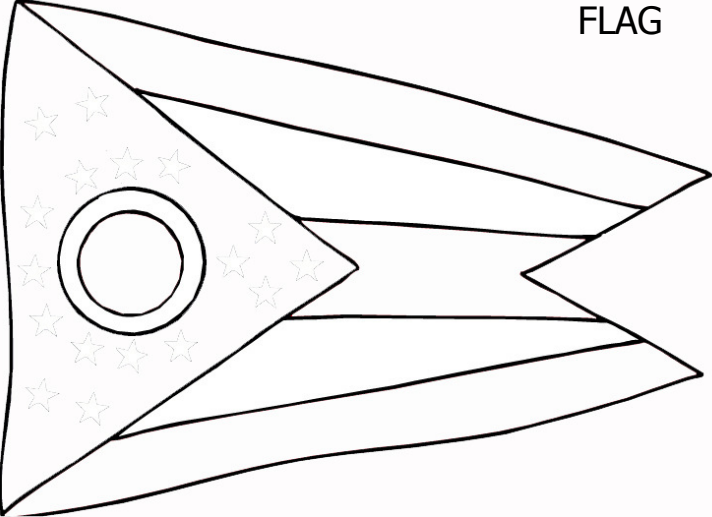

Cut the six strips along the solid outer lines. If there is a rectangle piece in the right corner of the strip, cut it off as indicated (remove this area). Stack your strips in order and staple at the left side of the front page where the marks are indicated.

Let your student color the flag and find/color Ohio on the United States Map. She may also want to color the state bird and flower. Have her write the names of those to the side.

State bird = Cardinal

State flower = Scarlet Carnation

www.homeschoolshare.com

 <p data-bbox="836 798 933 840">FLAG</p>	<p data-bbox="1055 787 1323 819">REMOVE THIS AREA</p>
 <p data-bbox="1153 1375 1234 1417">MAP</p>	<p data-bbox="901 1680 1315 1848">United States of America</p>