


# PRINT ON CARDSTOCK (first four pages)




Cut apart on solid black lines. You should have two rectangles when finished. These are flags.

The next page is a bit tricky, but you can do it! Fold it like an accordion (back and forth, back and forth) using the horizontal lines on the sides as a guide. It's hard for me to explain how I used the lines as a guide, but basically, they helped me as I was making my fold I used the next set of lines I could see as my stopping point for that fold. Once you get it folded, unfold and cut on the solid black lines (not the side lines, but the main lines that form the rectangle). Once you have your accordion, you should follow the directions in the link given on the website.



Cut on the solid black lines; you will have two rectangles when finished. These are your covers.

# New England Flags

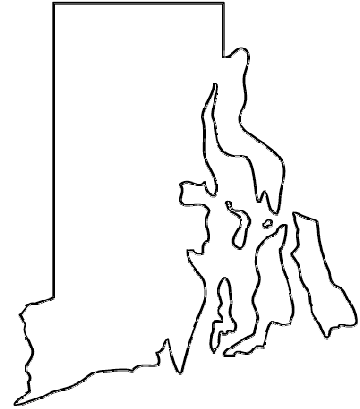


Cut apart on SOLID black lines; you should have four pieces when finished; these are the flags.

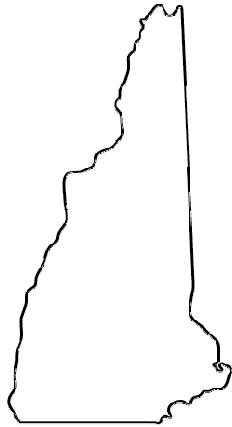
Maine



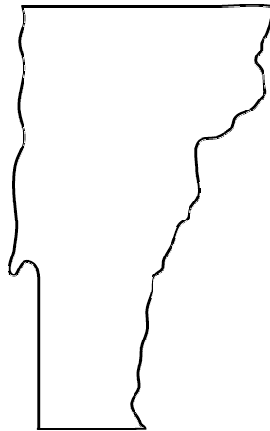
Rhode Island



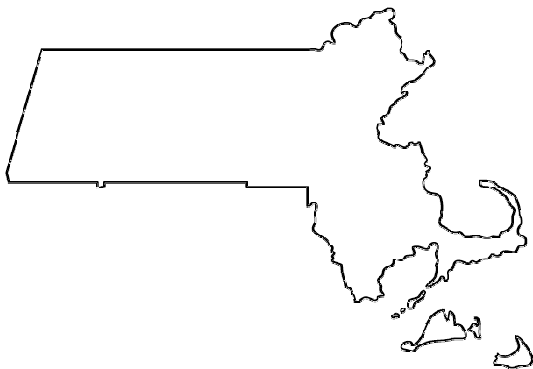
New Hampshire



Vermont



Massachusetts



Connecticut

