




This is a pop-up book. First, print book on cardstock. Mountain fold the book in half on the dotted line. Snip the two solid lines. Fold that flap down towards you on the dotted line. Now, valley fold the book in half, on the dotted line, popping the box to the inside of the book. Cut out the small rectangle and paste or draw a picture on it. On the box marked "glue" glue the item you want to pop-up sitting level with the paper. Make sure it lies flat when closing the book.



The King Cheetah



Cover



Paste or draw image here.
Should not exceed this size.



You can find a King Cheetah using google
images.