

Step 1:

Step 2:


Cut cards on solid lines.

Cut pocket as one piece.
Fold under tabs and glue
into lapbook.

Store cards in pocket.


Step 3:

Clipart courtesy of <http://school.discoveryeducation.com/clipart/>




How to Brush

What is Plaque?




Cut out plaque matchbook as one piece. Fold matchbook style.



Why?

How



Cut T-book as
one piece.
Fold sides in
and cover
down over
top.