






# Chocolate Fractions



Cut the two rectangles out (each has three sections). Fold accordion style on the solid black lines. The first fold (between "Chocolate Fractions" and the one chocolate piece) needs to be a mountain fold...the next a valley. Fold the second rectangle in the same fashion (mountain first, valley second). The blank area on the second piece needs to be glued behind the 2 boxes on the first piece. Once it's glued together you should be able to open and close it accordion style. Let your student write the fraction on each piece of chocolate bar ( $\frac{1}{2}$ ,  $\frac{1}{2}$ ;  $\frac{1}{3}$ ,  $\frac{1}{3}$ ,  $\frac{1}{3}$ , etc.). Then at the bottom of each "page" in the book, he can write = 1 whole.