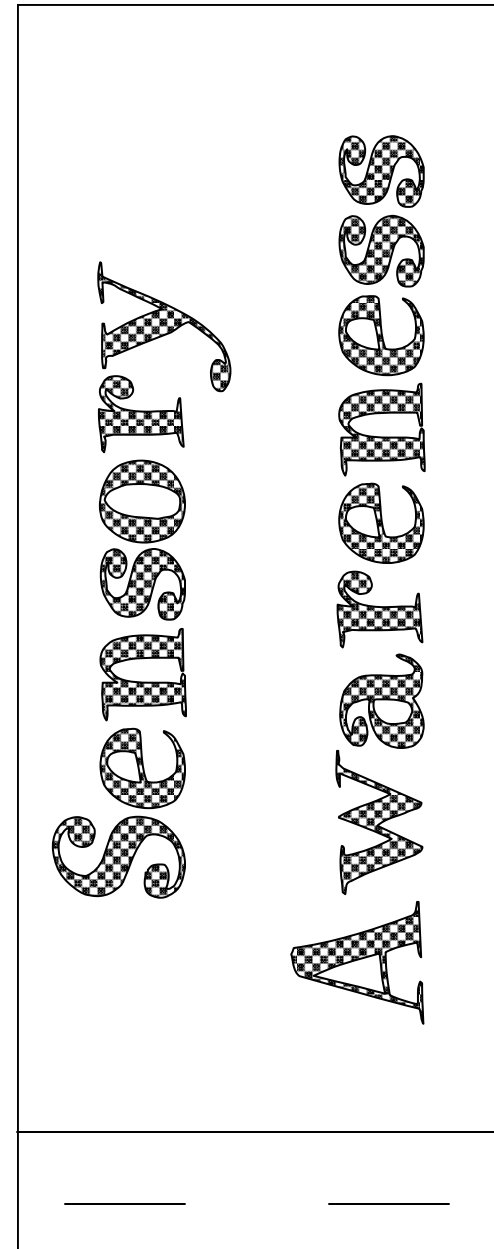


Directions: Cut out the cover (on this page). Cut out each rectangle (solid black lines). Fold like a hotdog on center gray line. Cut dotted gray lines. Repeat steps with each rectangle.


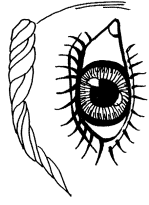
Stack rectangles together (with the cover on top) and staple on the left side where indicated. You will be able to lift the flaps of each strip up. You should also be able to flip in your book from strip to strip.

Complete the lesson on page 144 of your BYFIAR Volume I manual. Under the "here" flaps, let the student record information about home. Under the "there" flaps, let the student record information about an imagined location (suggestions in your manual). You don't have to use all five pieces. Pick and choose as desired.



Seeing

Here



There

Hearing

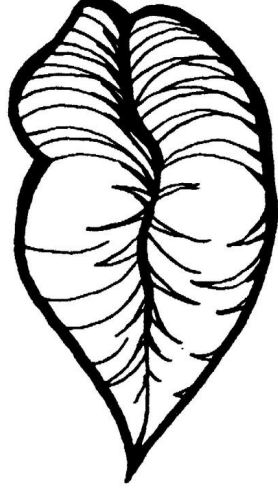
Here



There

Tasting

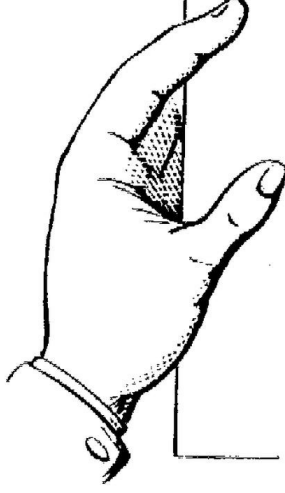
Here



There

Touching


Here



There

Smelling

Here



There