



Swan Lake


Act 1



Act 2



Act 3



Instructions:

Stack the pages on top of one another, with the title page on top. Glue the tabs to each other. Glue the whole booklet onto the blank side of The Swan Lake page. If you want your child to write the story herself, use the blank templates. Let your child write the main ideas from the story onto the appropriate pages.

Act 4