




When we rowed *How to Make an Apple Pie*, we made a subtraction minit book for our Lapbook (based on the lesson on page 56 in FIAR Vol. I). We made little pockets on each page, so that we could move the apples around as needed (starting with eight apples in the first pocket, then as we read our book, my student would manipulate the apples).

Here is some clip art to use if you'd like to make your own subtraction minit book. (We used a picture of my student for the "eat one yourself" page. Your student could draw a self-portrait instead).





Apple Subtraction Book

Pick eight rosy apples...

Give one to the chicken...

Give one to the cow...

Eat one yourself...

How many are left for the pie?