



Apple Fractions


Divide the apples in half.




Divide the apples into fourths.




Divide the apples into thirds.



Divide the apples into sixths.



Divide the apples into eighths.



Cut out shapes. Let your student divide the apples by drawing lines (example: for half, he should draw a line between the two groups of four). Stack pages with cover on top and staple on the left side or at the bottom.