


**Pat-a-cake,
Pat-a-cake,
Baker's man.**




**Bake me a
cake as fast
as you can!**





**Pat it and
prick it, and
mark it with a**



**And put it in
the oven for
Candy and
me!**





**Pat a cake,
Pat a cake!**



Directions

If desired color this page. Cut out cover and pieces on this page. Cut apart the four pages on the next page. Help your student match the pictures to the corresponding pages. Using a blank sheet of colored paper, cut it in half horizontally. Then fold each piece in half vertically. Glue the back of one page (of one piece) to the front page of the other piece. Glue the cover on the front and glue one piece on to each page of the book. Paste the back page into the lapbook or notebook page.