

Print cards on cardstock and cut out on solid lines. Have child write or dictate recipes for potato dishes.

[www.homeschoolshare.com](http://www.homeschoolshare.com)



RECIPE FOR \_\_\_\_\_

INGREDIENTS:

DIRECTIONS:



RECIPE FOR \_\_\_\_\_

INGREDIENTS:

DIRECTIONS:


Print out pocket on paper and fold tabs under. Glue tabs into lap/notebook and insert recipe cards into pocket.



Cut out on solid lines. Fold on dotted line with French fries on top. Cut out sides and top around the French fry shape. Inside flap have child record answers.



Cut out as one piece. Accordion fold.  
Glue back of bottom fold into lapbook.



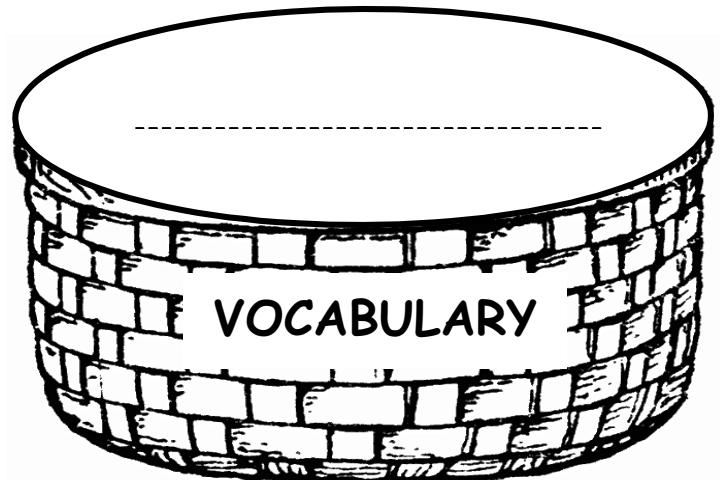

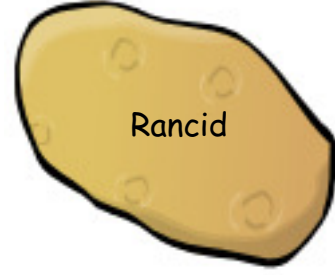
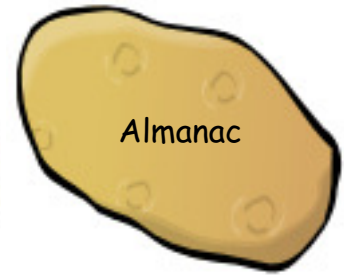
Where do they grow?

What part do we eat?

What part is poisonous?

What nutrients do they contain?

Cut out potatoes. Write definitions on back.  
Store in potato basket pocket.



Cut out basket. Cut opening on dotted line.  
Glue edge only into lapbook.  
Store Potato Cards in basket.