


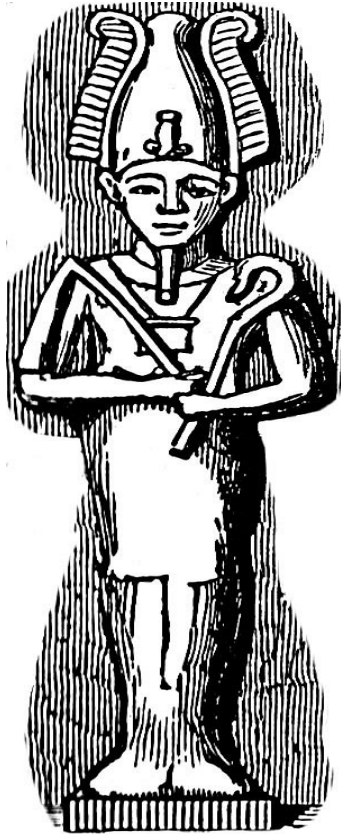


Draw bricks and/or on the top side of this pop-up book. Glue the back of the bottom portion to the lapbook.



Instructions for creating the pop-up book. **Print everything on cardstock.** Color and cut out the Pharaoh, pyramid and sun. Cut out the pop up book and the solid lines in the center for the pop-up. Draw bricks and/or columns for the inside of the pyramid on inside. Glue the pyramid and pop up sun to the cover of the book.



Cut and fold on the lines. Glue to the back of the sun to make it pop out from the picture.

