

# APRIL

Sunday

Monday

Tuesday

Wednesday

Thursday

Friday

Saturday

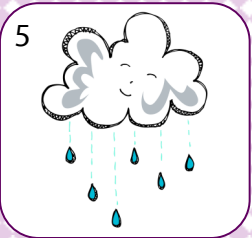
April is  
**POETRY MONTH!**  
[Study some poetry!](#)

1 April Fools Day!  
Read [some fun ideas](#) on the HSS blog.

2 Hans Christian Andersen was born in 1805.  
[Read one of his fairy tales](#) today.

3 National Find a Rainbow Day  
Try [one of these rainbow crafts](#).

4 Would your student enjoy learning more about rabbits?  
[Check out our Rabbit Connections Page](#)



6 National Caramel Popcorn Day!  
[Make some!](#)

7

8 Draw a Picture of a Bird Day!  
[Study BIRDS!](#)

9 On this day in 1865, General Lee surrendered to Grant. Learn more about the [Civil War](#).

10 Sibling Day!  
Do something nice for your sibling(s) today.

11 Russian cosmonaut Yuri Gagarin became the first man in space! [Learn more about Russia!](#)

12 Beverly Cleary was born in 1916. Check our unit study for [The Mouse and the Motorcycle!](#)

13

14

15 Leonardo da Vinci was born in 1452.  
[Study this amazing man](#) with your students!

16 Spring is a great time to use the [Set Sail Kindergarten Kit](#) with your young student!

17 National Haiku Poetry Day! Watch the blog this month for a post on Basho and Haiku!

18 The Great San Francisco Earthquake hit in 1906. Check out our [Earthquake Lapbook](#).

19 In 1775, the [American Revolutionary War](#) began.

20 National Pineapple Upside Down Cake Day!  
[Try this recipe.](#)

21 National Coin Week  
Check out our unit study: [My Rows and Piles of Coins](#)

22 Earth Day  
Learn more about being a good steward of our planet with [The Lorax](#).

23 William Shakespeare was born in 1564. Here are some [free notebooking pages!](#)

24 Pigs-in-a-blanket Day!  
Check out our [PIGS unit study](#) for your little students!

25

26 Pretzel Day!  
Learn more about these tasty treats with the mini-books found in this file!

27


28

29 Planning a trip to the zoo? Check out our revised [ZOO Unit Study and Lapbook!](#)

30 The Vietnam War ended on this day in 1975. [Learn more about Vietnam.](#)




We used *Pretzels by the Dozen* by Angela Elwell Hunt and *The Kid Who Invented the Popsicle* by Don Wulffson to complete the components.



Cut pocket out as one piece. Fold under tabs and glue into lapbook. Use to store recipe card.

© <http://www.homeschoolshare.com>



<p>This square gets glued down</p>	<p>When was the first pretzel made?</p>
	<p>What did a monk call this first pretzel?</p>
	<p>Why did the monk give pretzels to children?</p>
	<p>What did the Latin term <i>pretiola</i> mean?</p>

Cut out as one piece. Mountain fold vertical dotted line. Cut flaps on solid lines. Then accordion fold gray dotted lines.  
 © <http://www.homeschoolshare.com>



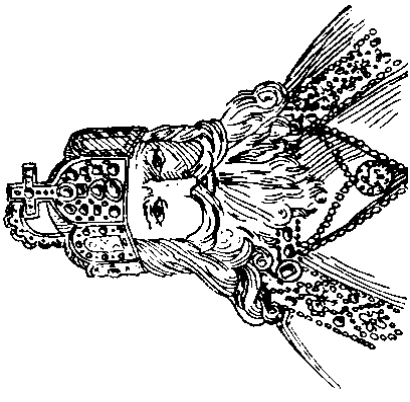
Who was  
Charlemagne?

When did he live?

What did he demand to  
be baked into bread?

What was the result?

*Charlemagne*




Cut on solid lines. Mountain fold on dotted lines.



*Pretzel  
Symbolism*

**A Mistake That Worked!**



How the Crunchy Pretzel Came to Be

Cut on solid lines. Mountain fold on dotted line.

© <http://www.homeschoolshare.com>

Cut on solid lines. Stack pages and staple on side.

# STEPS TO MAKE PRETZELS



STEP 1

STEP 2

STEP 3

STEP 4

STEP 5

STEP 6

STEP 7

STEP 8